


# Campaign for a Fishable/Swimmable Blackstone River

## Homeowners: UNPAVE!



Lawns/  
Gardens

Reducing paved surfaces

### WHY?

Terrific  
Trees



This is one of the most important actions you can take toward helping to improve our local streams in the Blackstone watershed. Did you ever consider how much water runs off your property during a rainstorm? Every time there's a heavy rain, hundreds—even thousands—of gallons of water fall on your roof, driveway, patio, and other paved surfaces. These surfaces are called "impervious" because it is impossible for the water to penetrate them.

Car Care

Pet Waste

Instead of seeping back into the ground, the water rushes from your property into **storm drains**, picking up chemicals, litter, oil and other pollutants along the way. From the storm drains, it flows directly into local streams, untreated. The large volume of water that flows into our streams during a rainstorm flushes life out of our waterways, erodes stream banks, recedes quickly, and leaves excessively low levels of water in the stream after a rain. Storm water running off of impervious surfaces does not infiltrate to ground water, so there is less recharge in our streams. Our streams are "flashier", with higher high water and lower low water.

Rooftop  
Runoff/  
Rain  
Gardens

Household  
Hazardous  
Waste

Here's how you can reduce runoff from your property and infiltrate more.

### HOW?

Pervious  
Surfaces

- ◆ Analyze how much of your property is covered with paved surface. Make a list of all of the impervious surfaces, including your roof, driveway, patio, and other paved areas.
- ◆ When it comes time to repave your driveway, front walk, or other pathways, choose gravel, wood mulch, or open-design pavers such as flat stones, bricks, pre-cast concrete lattice pavers, or pervious concrete. Place the new cover on well-drained soil or on a sand or gravel bed, so that rainwater can soak into the ground. (If weeds grow in the spaces between pavers, consider introducing moss as a natural way to crowd out weeds and make the area more attractive.)
- ◆ If you want to take action right away, decide where you could most easily remove impervious surface and replace it with wood mulch, gravel, soil, or alternative pavers.
  - Start with one small area or project, and expand from there.
  - Remove the paved surface or compacted soil using a pick or hire a contractor to remove the pavement for you.
  - Break up the compacted soil underneath, and add shredded leaf mulch to help the soil retain water.
  - Cover with the pervious surface of your choice, as indicated above.

Stream  
Buffers

more →

- ◆ If you're thinking about building an addition on your house, consider building up — not out.


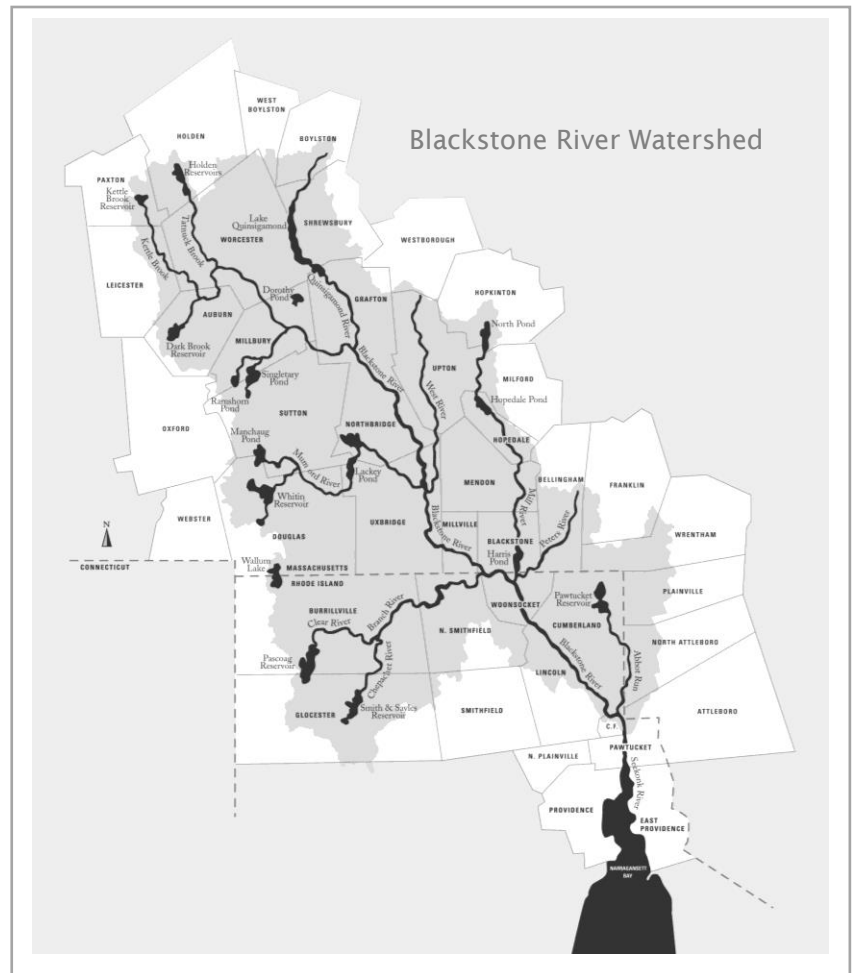
## RESOURCES

<https://www.mass.gov/doc/stormwater-solutions-for-homeowners-fact-sheet-reducing-impervious-surfaces/download>

## BENEFITS

By replacing hard surface with porous surface, you will allow water to be absorbed into the ground. Not only will you save thousands of gallons of rainwater from running into the storm drains and into the streams – you are helping to replenish our groundwater at a time when water is more precious than ever!

If you live within the shaded area on the map, then you live in the Blackstone River watershed.



**The Blackstone River Coalition** is a partnership of numerous organizations working to restore the Blackstone River and improve the health of its watershed. For more information contact BRC Coordinator Peter Coffin at 508-753-6087 or [peter.coffin@zaptheblackstone.org](mailto:peter.coffin@zaptheblackstone.org).

This guide was developed by Mass Audubon for the BRC.